



BELGARD®
PAVES THE WAY

PRODUCT CATALOG



LOCAL SERVICE NATIONAL REACH

Belgard® has been North America's number one brand of pavers and landscape wall products for over 25 years.

The only nationwide provider of hardscape products, we have established ourselves as an industry leader and dedicated partner to homeowners and industry professionals alike. With over 20,000 hours each year dedicated to research and development, we are renowned for paving the way with expertise and innovations that guide industry trends.

Backed by a national infrastructure of more than 150 operating locations, every town is our town. Our network of Belgard Authorized Contractors is trained to deliver superior craftsmanship, and our products set the standard for quality. We proudly stand behind those products with a lifetime transferable limited warranty, giving you the peace of mind to know that your outdoor space will retain its beauty for years to come.



6 UNIQUE LOOKS TO FIT ANY STYLE

Collections by Belgard®, a simple, straightforward way to navigate our product offerings. Sorted by texture, each collection is a sampling of products that look great together no matter the application.

M METROPOLITAN
Smooth finish. Straight lines.

L LEGACY
Soft edges. Split face.
Accent pieces.

E ENVIRONMENTAL
Permeable. Eco-Friendly.

N NATURAL
Look of slate and worn stone. Sculpted.

H HERITAGE
Antiqued. Tumbled.

P PORCELAIN
High-definition.
Unbeatable durability.



NOTE: Belgard® cannot guarantee printed color swatches will match actual product. All colors shown are approximate representations of the standard product. Actual colors may vary slightly due to batch variances and environmental conditions at time of photography. Actual sizes may vary by region. Please contact your local Belgard representative for accurate samples, availability and pricing.



See page 6 for Belgard's
2021 Color of the Year



24

PRODUCT FEATURES

Color Technology	p. 8
Tru-Scapes Lighting	p. 10
Versatile Landscaping	p. 70



54



78

PAVERS

METROPOLITAN

Dimensions™	p. 26
-------------------	-------

NATURAL

Origins™	p. 28
Origins™ Accents	p. 30
Mega-Arbel® Patio Slab	p. 32

HERITAGE

Dublin Cobble®	p. 34
Old York™	p. 36

LEGACY

Holland Stone	p. 38
London Cobble	p. 39
Old World Paver™	p. 40

ENVIRONMENTAL

Aqua Roc™ I	p. 42
Turfstone™	p. 43

PORCELAIN

Ardesie	p. 46
Quarziti 2.0	p. 47
Glocal	p. 48
Verona™	p. 50
Noon	p. 51
Unico	p. 52

WALLS

NATURAL

Belair Wall®	p. 56
Diamond Pro® PS Quarried Face	p. 58

HERITAGE

AB® Collection	p. 60
Aspen Stone®	p. 62
Brookshire™	p. 63
Weston Stone™	p. 66

LEGACY

Diamond® 9D	p. 67
Diamond Pro® PS Straight Face	p. 68
Diamond Pro® PS Victorian Face	p. 69

VERSATILE LANDSCAPING

METROPOLITAN

Artforms™	p. 72
-----------------	-------

NATURAL

Ashlar Tandem™	p. 74
Lafitt Tandem™	p. 76

FIRE FEATURES

NATURAL

Bordeaux™ Series	p. 80
Bristol™ Series	p. 82

HERITAGE

Brighton™ Series	p. 83
Brookshire™ Fire Pit Kit	p. 84
Weston Stone™ Fire Pit Kit	p. 85

ACCESSORIES

METROPOLITAN

Laguna™ Coping	p. 88
----------------------	-------

NATURAL

Anglia Edger®	p. 89
Landings™ Step	p. 90

HERITAGE

Brookshire™ Curb	p. 91
------------------------	-------

LEGACY

Country Manor Curb®	p. 92
Marina™ Coping	p. 93

6 YEARS OF INSPIRING OUTDOOR LIVING DREAMS TOGETHER

Our long-term sponsorship of the HGTV® Dream Home means collaborating with top design professionals to create trend-forward outdoor spaces that inspire millions of homeowners.

VISIT Belgard.com/HGTVDreamHome
FOR MORE THROWBACK PHOTOS FROM THE LAST FIVE YEARS

TOP: ASHLAR TANDEM SEAT WALL & CATALINA SLATE

BOTTOM: CATALINA SLATE & BORDEAUX GRILL ISLAND

RIGHT: BORDEAUX FIREPLACE AND WOOD BOXES & CATALINA SLATE



RELIVE *the* DREAM



HGTV, HGTV Dream Home, HGTV Dream Home Giveaway and their associated logos are trademarks of Discovery or its subsidiaries and affiliates. All rights reserved.
Photos © 2016 - 2019 Discovery or its subsidiaries and affiliates. All rights reserved.



Escape back to the idyllic retreats of HGTV® Dream Home

HGTV
DREAM HOME
2020
PROUD SPONSOR



LEFT: MELVILLE PLANK, MELVILLE TANDEM FIREPIT, ASHLAR TANDEM PLANTER BOX, LANDINGS STEP & QUARZITI 2.0 STEP STONES

TOP: MELVILLE PLANK

BOTTOM: TURIN STEP STONES, MELVILLE PLANK, & ASHLAR TANDEM GRILL ISLAND

2019

WHITEFISH, MONTANA

This **MODERN MOUNTAIN HIDEAWAY** featured seamless transitions between the indoor and outdoor spaces to enhance the dramatic view.


2020

HILTON HEAD ISLAND, SOUTH CAROLINA


This **COASTAL LOWCOUNTRY RETREAT** embraced the marsh-front backdrop by weaving organic elements and textures throughout the entire space.

LOOK FOR US IN THE
2021 HGTV DREAM HOME!





Combine Marigold with 2020 Color of the Year, Terrarium, to energize your outdoor spaces.



BRIGHTEN *your* SPACE

with Belgard's Color of the Year

A versatile and vibrant hue, Marigold pairs well with neutrals to add a boost of energy to the Naturalism trend.

Tying in perfectly with last year's pick, Terrarium, this punchy Color of the Year acts like a ray of sunshine to add a cheerful vibe to your outdoor spaces.



MARIGOLD
Belgard Color of the Year



COLOR TECHNOLOGY

BRIGHTER COLORS, LONGER.

Belgard® uses a variety of cutting edge technologies to improve product durability and make sure colors stand the test of time. Through the use of proprietary admixtures and in-line treatments, we are able to protect our products from the very beginning, during the manufacturing process.

To find out what's available with TextureGuard, look for this icon on select product pages.




TEXTUREGUARD™

Extends Paver Life



WHAT IS TEXTUREGUARD?

TextureGuard fuses a top layer of rich pigments with Belgard's core color process. The result is a paver with a richness and purity of color that's sleek and vibrant. With a base of coarser aggregates for a strong foundation and a top layer of wear resistant finer aggregates, you have a product with unparalleled color vibrance that will stand the test of time. That's the TextureGuard difference.



Visit Belgard.com to learn more about how to protect your pavers.

LIGHT *up the* NIGHT



BLUETOOTH® TRANSFORMERS

App based transformer allows for easy set-up and programming

Smart Bluetooth wireless landscape lighting transformer with a dashboard to check status and manually control the lights



150 Watt



300 Watt



LOW VOLTAGE PATHWAY LIGHTS for Pathways, Patio Edges & Flower Beds



Traditional Path Light



Classic Path Light



Modern Path Light



Lantern Path Light



ACCENT/SPOT LIGHTS for Plants, Trees, Houses & Landscape Features



Traditional Accent Light



High Power Accent Light



Wall Wash Light



PAVER LIGHTS for Walkways



6-Inch



8-Inch



9-Inch

HARDSCAPE LIGHTS for Steps & Walls



7-Inch



PILLAR LIGHTS for Pillars & Columns



Traditional Pillar Light



Modern Pillar Light



NEW!

Noble Pillar Light





WATER



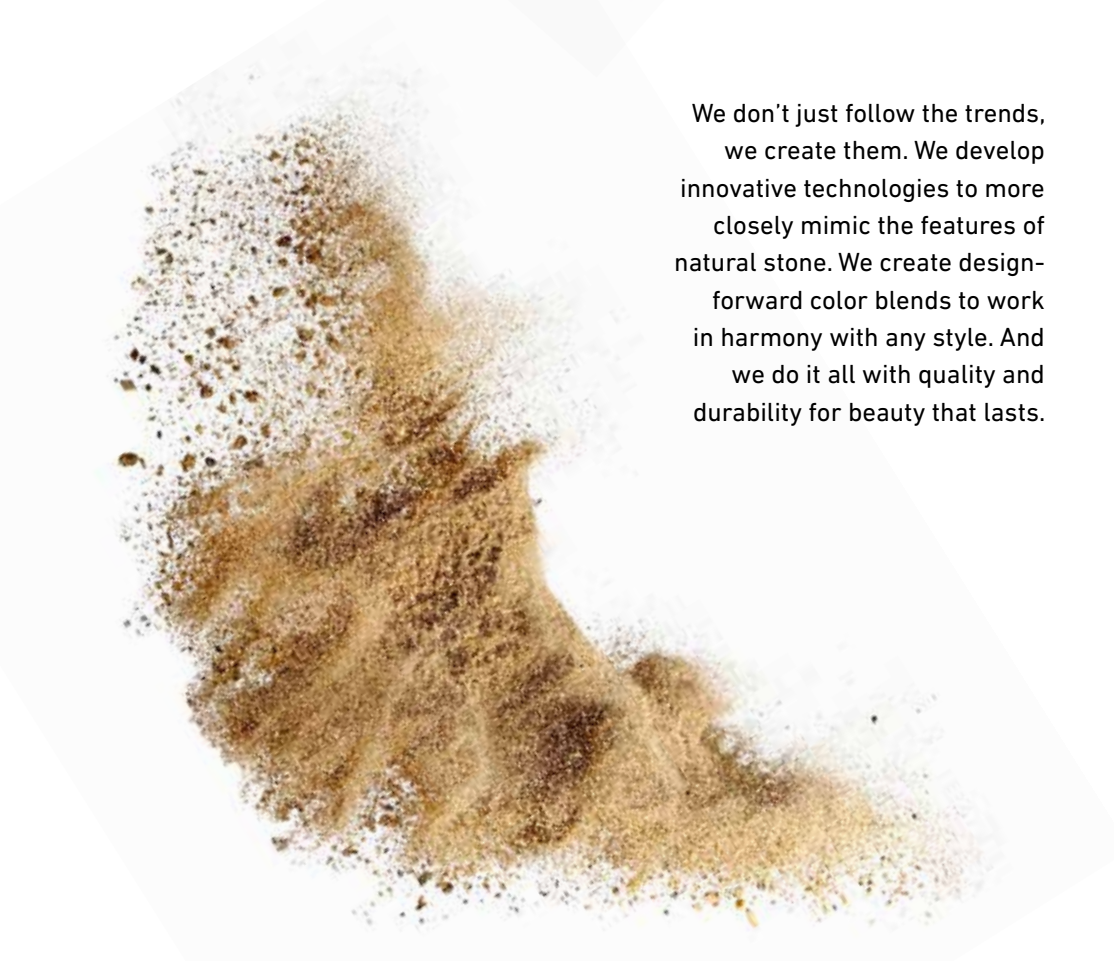
PIGMENT



**COARSE
& FINE
AGGREGATE**

SEE WHAT WE'RE MADE OF

We don't just follow the trends, we create them. We develop innovative technologies to more closely mimic the features of natural stone. We create design-forward color blends to work in harmony with any style. And we do it all with quality and durability for beauty that lasts.



**PORTLAND
CEMENT**

TEXTURE

Texture plays an integral role in outdoor living design. The textures chosen can add a dimensional aspect, a time-worn aesthetic or an element of sophistication.



SLATE / RUSTIC




SCULPTED




COBBLED



DIMPLED



SMOOTH / GRANA



STANDARD



DISTRESSED

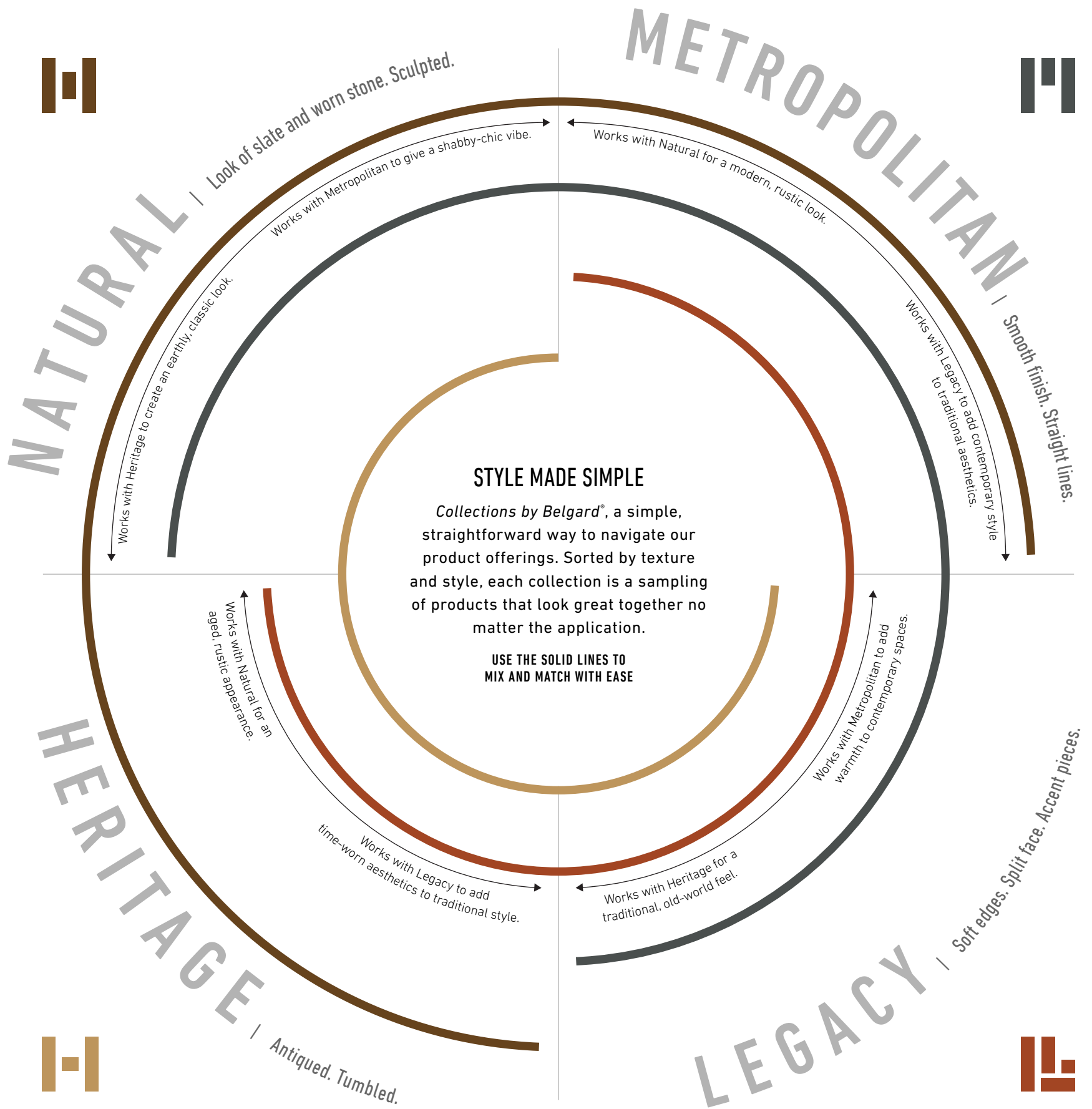



TUMBLER

SCALE

Depending on the design goals, the shape and size of a paver can help make an outdoor space look more cozy, more open and contemporary, or more in harmony with the surrounding environment.








METROPOLITAN & LEGACY

The soft edges of Legacy accent the smooth, straight lines of Metropolitan



HERITAGE & LEGACY

Use the Legacy collection to accent the antiqued look of Heritage

MIX, MATCH & MORE WITH COLLECTIONS



NATURAL & METROPOLITAN

The sculpted look of Natural provides textural contrast to the smooth finish of Metropolitan



NATURAL & HERITAGE

The worn stone slate of Natural pairs well with the antiqued look of Heritage





Top: Belair Wall™ in Sillex Blend, Old York™ in Charcoal

Bottom: Landings™ Steps in Sillex Blend

Right: London Cobble in Sable Blend









Top: Mega Arbel® in Silex Blend, Old York™ in Charcoal, Brookshire™ Wall in Sable Blend

Bottom: Dublin Cobble® in Sable Blend

Left: Mega-Arbel® in Silex Blend






*Top: Ashlar Tandem™ in Danville Blend, Bordeaux™ Fireplace in Sienna / Midnight,
Marina™ Coping in Charcoal, Tru-Scapes lighting
Bottom: Noon Porcelain Paver in Daylight
Right: Belair Wall® in Silix Blend*









Top: Mega-Arbel® in Sillex Blend

Bottom: Belair Wall® in Bella Blend

*Left: Mega-Arbel® in Bella Blend, Weston Stone™ in Bella Blend,
Brighton™ Fireplace in Gascony Tan / Ashbury Haze*



LEGEND



METROPOLITAN



NATURAL



HERITAGE



LEGACY



ENVIRONMENTAL



PERMEABLE



VEHICULAR
USE



TEXTUREGUARD

PAVERS



METROPOLITAN

26
Dimensions™

NATURAL

28
Origins™

30
Origins™ Accents

32
Mega-Arbel®
Patio Slab

HERITAGE

34
Dublin Cobble®

36
Old York™

LEGACY

38
Holland Stone

39
London Cobble

40
Old World Paver™

ENVIRONMENTAL

42
Aqua Roc™ I

43
Turfstone™

*slate
smooth
tumbled*

NEW DIMENSIONS™

3-PIECE SYSTEM



BELLA BLEND



SABLE BLEND



SILEX BLEND

PREMIUM



AMBER BEIGE



SCANDINA GRAY




SMOOTH
MODULAR
MODERN

TEXTUREGUARD™

TextureGuard fuses a top layer of rich pigments with Belgard's core color process.

Please refer to page 8 for more information.

DIMENSIONS 12 | 60MM

6 x 12 x 2 $\frac{3}{8}$ 12 x 12 x 2 $\frac{3}{8}$ 12 x 18 x 2 $\frac{3}{8}$ 9 x 18 x 2 $\frac{3}{8}$ 18 x 18 x 2 $\frac{3}{8}$ 18 x 27 x 2 $\frac{3}{8}$

DIMENSIONS 18 | 60MM

Swatches represent product color only, not surface texture.





NEW

ORIGINS™

3-PIECE SYSTEM



BELLA BLEND



SABLE BLEND



SILEX BLEND

PREMIUM



CHESWICK



MARGAUX BEIGE



TEXTURED
SLATE
MODULAR

TEXTUREGUARD™

TextureGuard fuses a top layer of rich pigments with Belgard's core color process.

Please refer to page 8 for more information.

Swatches represent product color only, not surface texture.

ORIGINS6 | 60MM

3 x 6 x 2³/₈6 x 6 x 2³/₈6 x 9 x 2³/₈

ORIGINS12 | 60MM

6 x 12 x 2³/₈12 x 12 x 2³/₈12 x 18 x 2³/₈

ORIGINS18 | 60MM

9 x 18 x 2³/₈18 x 18 x 2³/₈18 x 27 x 2³/₈



NEW

ORIGINS™

ACCENTS



BOURBON



MIDNIGHT



MOONLIGHT



TEXTURED
SLATE
MODULAR

TEXTUREGUARD™

TextureGuard fuses
a top layer of rich
pigments with Belgard's
core color process.

*Please refer to page 8
for more information.*

ACCENT | 60MM



6 x 9 x 23/8

*Swatches represent product color only,
not surface texture.*



MEGA-ARBEL®

PATIO SLAB



Sable Blend



BELLA BLEND



SABLE BLEND



SILEX BLEND



FLAGSTONE
ORGANIC
HARMONIOUS

60MM

80MM

SPECIAL
ORDER



15 3/8 x 21 x 2 3/8



15 3/8 x 21 x 3 1/8







DUBLIN COBBLE®

Bella Blend



BELLA BLEND



SABLE BLEND

H
CLASSIC
ANTIQUED
ELEGANT

3-PIECE | 60MM



3 x 6 x 2½



6 x 6 x 2¾



6 x 9 x 2¾





OLD YORK™

Charcoal



CHARCOAL



SABLE BLEND



SILEX BLEND



SUMMER HILL BLEND



WEATHERED
ELEGANT
UNIQUE

TEXTUREGUARD™

TextureGuard fuses a top layer of rich pigments with Belgard's core color process.

Please refer to page 8 for more information.

PAVER | 60MM




3¹/₁₆ x 7⁷/₈ x 2³/₈

Larger joints between pavers allow Old York to be installed as a permeable paver option





BELLA BLEND



CHARCOAL



LIBERTY BLEND



SABLE BLEND



SILEX BLEND



CLASSIC
ACCENT
SMOOTH



TEXTUREGUARD™

TextureGuard fuses a top layer of rich pigments with Belgard's core color process.

Please refer to page 8 for more information.



HOLLAND STONE

Silex Blend


60MM



$3\frac{1}{16} \times 7\frac{7}{8} \times 2\frac{3}{8}$

80MM

SPECIAL
ORDER



$3\frac{1}{16} \times 7\frac{7}{8} \times 3\frac{1}{8}$



LONDON COBBLE

Sable Blend



BELLA BLEND



LIBERTY BLEND



CHARCOAL



SABLE BLEND



SILEX BLEND



VERSATILE
PILLOW-TOP
TAILORED

TEXTUREGUARD™

TextureGuard fuses a top layer of rich pigments with Belgard's core color process.

Please refer to page 8 for more information.

SQUARE | 60MM

RECTANGLE | 60MM



6 x 6 x 2³/₈



6 x 9 x 2³/₈



OLD WORLD PAVER™

Sable Blend



BELLA BLEND



SABLE BLEND



SILEX BLEND



COBBLED
EUROPEAN
TIME-WORN

3-PIECE | 80MM



5 1/8 x 7 1/4 x 3 1/8



5 1/8 x 10 1/4 x 3 1/8



5 1/8 x 12 13/16 x 3 1/8







BELLA BLEND*



SABLE BLEND



SILEX BLEND



TRADITIONAL
CLASSIC
PERMEABLE



AQUA ROCI™ I

Silex Blend

80MM



4½ x 9 x 3⅞

*Special Order



TURFSTONE™



GRAY



UNIQUE
ECO-FRIENDLY
DURABLE

80MM



15³/₄ x 23⁵/₈ x 3¹/₈

Turfstone is manufactured to a different ASTM standard than pavers and paving slabs. Vehicular applications are limited to residential driveway, overflow parking or emergency access lanes only.



LEGEND



PORCELAIN



UNIFORM APPEARANCE



SLIGHT VARIATION



MODERATE VARIATION



SUBSTANTIAL VARIATION



REFLECTIVE SCALE

PORCELAIN



PORCELAIN

46
Ardesie

47
Quarziti 2.0

48
Glocal

50
Verona™

51
Noon

52
Unico

stone finish
wood finish
concrete finish

VISIT [Beltgard.com/Porcelain](https://Belgard.com/Porcelain)
FOR MORE STYLES AND COLORS



AFRICAN STONE
AD 03 NAT



CASUAL
VARIETY
NATURAL

*NOTE: This product can be installed
using elevated systems.*



ARDESIE

STONE FINISH

African Stone

24 X 24



23.54 x 23.54 x 3/4

UNICO



12.99 x 23.54 x 3/4

*See page 50
for full product
information.*



*Spacers are required for all porcelain
paver installations (sold separately). For vehicular
applications, there must be a mortar install
over a concrete slab. Visit Belgard.com/porcelain
for additional installation details.*

MIRAGE
Porcelain Design. Sustainability



QUARZITI 2.0

STONE FINISH

Waterfall



GLACIER
QR 01 NAT
SHADE VARIATION
v3 MODERATE
65



MOUNTAINS
QR 02 NAT
SHADE VARIATION
v3 MODERATE
65



WATERFALL
QR 03 NAT
SHADE VARIATION
v3 MODERATE



RIVER
QR 04 NAT
SHADE VARIATION
v3 MODERATE



AUTHENTIC
DIVERSE
NATURAL

NOTE: This product can be installed using elevated systems.

**Special Order*



Spacers are required for all porcelain paver installations (sold separately). For vehicular applications, there must be a mortar install over a concrete slab. Visit Belgard.com/porcelain for additional installation details.

See page 50 for full product information.

UNICO
12.99 x 23.54 x 3/4

12 X 24⁺ SPECIAL ORDER
11.73 x 23.54 x 3/4

24 X 24
23.54 x 23.54 x 3/4

MODULAR (SOLD AS A PAIR) SPECIAL ORDER
23.54 x 35.35 x 3/4 & 11.73 x 23.54 x 3/4

18 X 36⁺ SPECIAL ORDER
17.64 x 35.35 x 3/4

24 X 48
23.54 x 47.17 x 3/4




NEW

GLOCAL

CONCRETE FINISH



IDEAL
GC 03



CLASSIC
GC 05



GLOBAL
LOCAL
NUANCED

NOTE: This product can be installed using elevated systems.

24 X 24



23.54 x 23.54 x 3/4

24 X 48



23.54 x 47.17 x 3/4

UNICO



12.99 x 23.54 x 3/4

See page 50
for full product
information.



Spacers are required for all porcelain paver installations (sold separately). For vehicular applications, there must be a mortar install over a concrete slab. Visit Belgard.com/porcelain for additional installation details.

MIRAGE
Porcelain. Design. Sustainability.







BLUE STONE

VR 01 ST



TAOS

VR 02 ST



YUKON

VR 03 ST



PLATINUM

VR 04 ST



HARMONIOUS
NATURAL
STRIKING

*NOTE: This product can be installed
using elevated systems.*



VERONATM
STONE FINISH

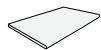
Blue Stone

24 X 24

UNICO



23.54 x 23.54 x 3/4



12.99 x 23.54 x 3/4

See page 50
for full product
information.



*Spacers are required for all porcelain
paver installations (sold separately). For vehicular
applications, there must be a mortar install
over a concrete slab. Visit Belgard.com/porcelain
for additional installation details.*

MIRAGE[®]
Porcelain Design. Sustainability



NOON

WOOD FINISH

Ember



DAYLIGHT
NN 01 ST



EMBER
NN 02 ST



HONEY
NN 03 ST



WARM
LIVELY
AGED

NOTE: This product can be installed using elevated systems.

8 X 48



7.64 x 47.17 x 3/4

12 X 48



11.73 x 47.17 x 3/4

UNICO



12.99 x 23.54 x 3/4

See page 50
for full product
information.



Spacers are required for all porcelain paver installations (sold separately). For vehicular applications, there must be a mortar install over a concrete slab. Visit Belgard.com/porcelain for additional installation details.

MIRAGE
Porcelain Design. Sustainability

UNICO

STEP & COPING

ARDESIE



AFRICAN STONE

AD 03 NAT



QUARZITI 2.0



GLACIER

QR 01 NAT



MOUNTAIN

QR 02 NAT



WATERFALL

QR 03 NAT



RIVER

QR 04 NAT



VERONA



BLUE STONE

VR 01 ST



TAOS

VR 02 ST



YUKON

VR 03 ST




PLATINUM

VR 04 ST




GLOCAL



IDEAL

GC 03



CLASSIC

GC 05



NOON



DAYLIGHT

NN 01 ST



EMBER

NN 02 ST



HONEY

NN 03 ST



UNICO



12.99 x 23.54 x 3/4



A SINGLE SOLUTION FOR TWO INSTALLATION NEEDS

This versatile porcelain unit is processed on both sides to give you maximum flexibility and design freedom. Unico can be used as a step and as a coping for swimming pools. With a rounded, bullnose edge or straight edge, this uniquely functional border piece looks great from every angle.



ROUNDED EDGE

STRAIGHT EDGE

MIRAGE
Porcelain. Design. Sustainability





LEGEND



NATURAL




HERITAGE



LEGACY

WALLS



NATURAL

56
Belair Wall®

58
Diamond Pro®
PS Quarried Face

HERITAGE

60
AB® Collection

62
Aspen Stone®

63
Brookshire™

66
Weston Stone™

LEGACY

67
Diamond® 9D

68
Diamond Pro®
PS Straight Face

69
Diamond Pro®
PS Victorian Face



*freestanding
retaining
garden*



Sable Blend / Custom Fire Pit



AMARETTO BLEND



SABLE BLEND



BELLA BLEND



SILEX BLEND



DANVILLE BLEND



FREESTANDING / RETAINING

MULTI-PIECE
CHISELED
VERSATILE

6" RETAINING WALL

6 x 8 x 8



6 x 16 x 8

6 x 16 x 8
w / microjoint**6" FREESTANDING WALL**

6 x 8 / 6 x 11



6 x 16 / 14 x 11

CAP

3 x 7 / 8 x 13 1/2

COLUMN/CORNER

6 x 16 x 8

CAP END

3 x 8 x 13 1/2

WALL END

6 x 8 x 11

U START BASE BLOCK3 1/2 x 18 1/2 x 12*
(Sold Separately)

Recommended for use with all available
wall block units. Visit Belgard.com for
full product information.

*Note: U Start Base Block actual
coverage length is 16 1/4"

28 x 28 Cap available in Tan & Charcoal.

30 x 30 cap available in Tan & Charcoal.

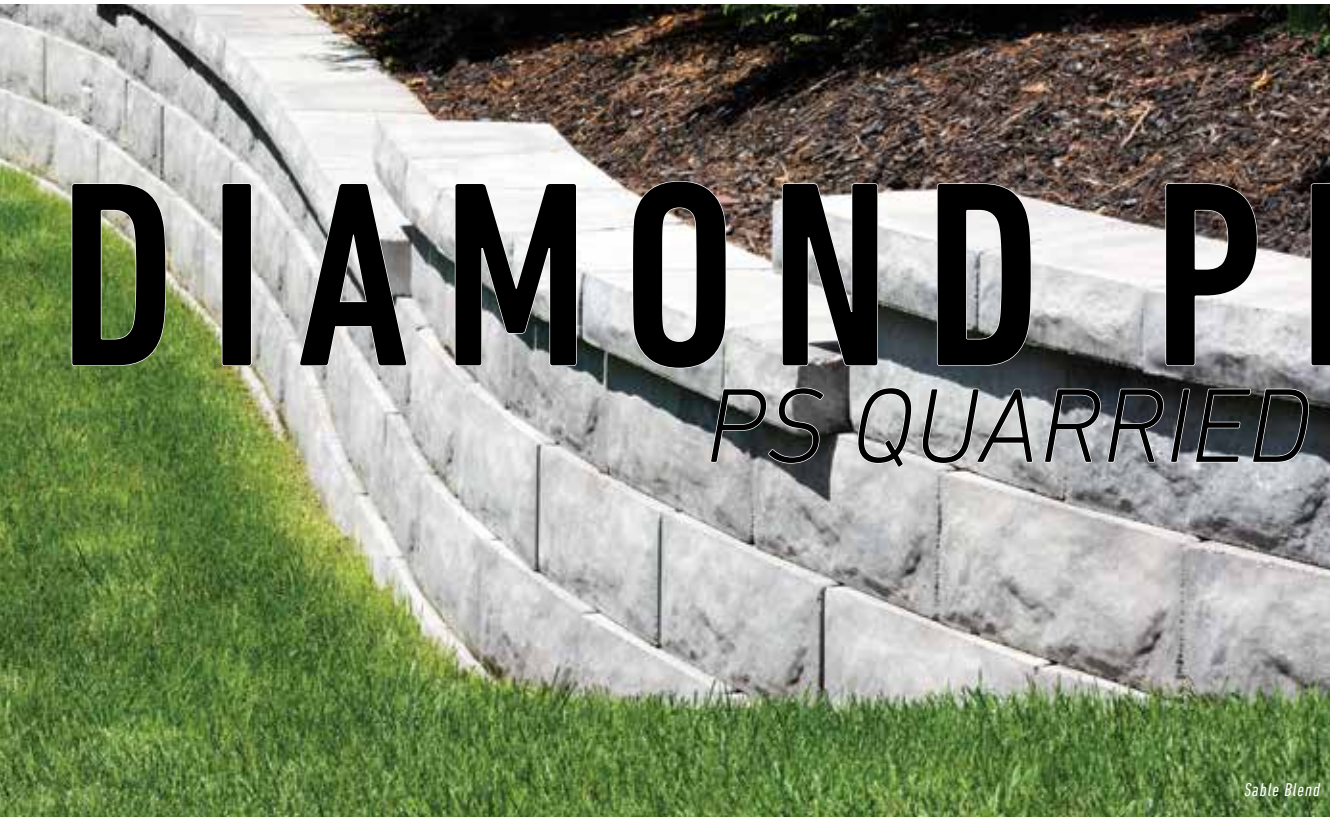
Please contact Belgard Representative for more information.





DIAMOND PRO

PS QUARRIED FACE



Sable Blend



BELLA BLEND



SABLE BLEND



SILEX BLEND



RETAINING


SCULPTED
VERSATILE
DURABLE

BLOCK

8 x 18 x 12

CORNER

8 x 17 x 7½

4" QUARRIED CAP

4 x 17¼ / 12 x 10¾

ANCHOR™ FIBERGLASS PINS

5" L x .05" dia.
2 pins per block, sold separately.



AB[®] COLLECTION



SABLE BLEND



SANDLEWOOD BLEND



SHEFFIELD



RETAINING

TEXTURED
NATURAL
EUROPEAN

**AB CLASSIC
6° SETBACK**



8 x 18 x 12

AB CORNER



8 x 16 x 8

AB CAP



4 x 17½ x 12

U START BASE BLOCK[®]




3½ x 18¾ x 12*
(Sold Separately)

Recommended for use with all available wall block units. Visit Belgard.com for full product information.

**Note: U Start Base Block actual coverage length is 16¾*

Swatches are approximate representations of the standard product







BELLA BLEND



FLASH BROWN



SABLE BLEND



RETAINING

NATURAL
LIGHTWEIGHT
CLASSIC



ASPEN
STONE[®]

Flash Brown

BLOCK**3" UNIVERSAL CAP**4 x 11 $\frac{5}{8}$ x 73 x 17 $\frac{1}{4}$ / 12 x 10 $\frac{3}{4}$

Shown with 3" Universal Cap.

ENGINEERED SOLUTIONS BY
ANCHOR[®]
WALL SYSTEMS



BROOKSHIRE™ WALL

Bella Blend Antiqued



BELLA BLEND

SABLE BLEND

SILEX BLEND



FREESTANDING / RETAINING

RUGGED
SPLIT-STONE
VERSATILE

BROOKSHIRE WALL 3"



3 x 6 / 4 x 9



3 x 12 / 10 x 9



3 x 16 / 14 x 9



6 x 6 / 4 x 9



6 x 12 / 10 x 9



6 x 16 / 14 x 9


BROOKSHIRE WALL 6"

3" COLUMN/CORNER



3 x 15 / 14 x 9

6" COLUMN / CORNER



6 x 15 / 14 x 9

XL CAP



3 x 18 / 12 x 13

ANCHOR™ PINS



5" L x .05" dia.
(Sold Separately)

Installed in HGTV's Dream Home 2021!



[Beldgard.com/HGTVdreamhome](http://Belgard.com/HGTVdreamhome)

28 x 28 Cap available in Tan and Charcoal.
30 x 30 Cap available in Tan and Charcoal.

Please contact Belgard Rep for more information.

*Also available antiqued.



TAKE *it from* THE PROS


As the originator of the Diamond rear-lip system, **Anchor Wall Systems** is the industry expert on both residential and commercial retaining walls.



Trusted to build walls up to 100 feet high

SAME BLOCK, TWO OPTIONS FOR INSTALL

Both rear-lip and pin system establish wall position setback. The choice is yours.





QUARRIED FACE



VICTORIAN FACE

DIAMOND PRO[®] SERIES

WITH 100 MILLION+ UNITS SOLD, DIAMOND PRO IS THE #1 CHOICE FOR COMMERCIAL WALL BLOCKS. First developed in the 1990s, the Diamond Pro Series quickly became contractors' preferred wall block for large-scale walls.

VISIT Belgard.com/DiamondPro FOR MORE STYLES AND COLORS

The Diamond[®] Wall System is the gold standard for residential retaining walls. Following professional demand, the 8" high version was developed and introduced as the Pro Series.



DIAMOND PRO[®] QUARRIED FACE

Launched in 2018, Diamond Pro Quarried Face Retaining Wall System was created with a sculpted or chiseled look you would find in a quarry.



Available with a corner unit.
4" matching sculpted face cap.

DIAMOND PRO[®] PS VICTORIAN FACE

Launched in 2016, Diamond Pro PS Retaining Wall System gives contractors the option of a non rear-lip with the ease of a pin system.





BELLA BLEND



SABLE BLEND



SILEX BLEND



FREESTANDING / RETAINING

CLASSIC
TUMBLED
VERSATILE




WESTON
STONE™

Bella Blend

UNIVERSAL



4 x 12 x 8



DIAMOND 9 D



BELLA BLEND

FLASH BROWN


SABLE BLEND



RETAINING

DISTRESSED
MULTIPURPOSE
CLASSIC

BLOCK



6 x 17 $\frac{3}{4}$ x 9

6" CORNER



6 x 18 x 8

3" UNIVERSAL CAP



3 x 17 $\frac{1}{4}$ / 12 x 10 $\frac{3}{8}$

U START BASE BLOCK*



3 $\frac{1}{2}$ x 18 $\frac{7}{16}$ x 12*
(Sold Separately)

Recommended for use with all available wall block units. Visit Belgard.com for full product information.

**Note: U Start Base Block actual coverage length is 16 $\frac{11}{16}$*



SABLE BLEND



SANDALWOOD BLEND




RETAINING

FLEXIBLE
DURABLE
TRADITIONAL

DIAMOND PRO[®]

PS STRAIGHT FACE

*Sandalwood Blend***STRAIGHT FACE**

8 x 18 x 12

CORNER

8 x 18 x 9

4" UNIVERSAL CAP4 x 17¹/₄ / 12 x 10³/₈**ANCHOR™ PINS**

5" L x .05" dia.

U START BASE BLOCK[®]3¹/₂ x 18⁷/₁₆ x 12"
(Sold Separately)

Recommended for use with
all available wall block units.
Visit Belgard.com for full
product information.

*Note: U Start Base Block actual
coverage length is 16¹¹/₁₆





DIAMOND PRO[®]

PS VICTORIAN FACE



BELLA BLEND



FLASH BROWN



SABLE BLEND



SANDALWOOD BLEND



RETAINING

PROFESSIONAL
DISTINCT
HIGH-STRENGTH

VICTORIAN FACE



8 x 18 x 12

CORNER



8 x 18 x 9

4" UNIVERSAL CAP



4 x 17¹/₄ / 12 x 10³/₈

ANCHOR™ PINS



5" L x .05" dia.

U START BASE BLOCK*



3¹/₂ x 18⁷/₁₆ x 12"
(Sold Separately)

Recommended for use with all available wall block units. Visit Belgard.com for full product information.

**Note: U Start Base Block actual coverage length is 16¹/₁₆*





LEGEND



METROPOLITAN



NATURAL



*When your project demands more
from a product, these materials
offer limitless possibilities*

VISIT [Beldgard.com/VersatileLandscaping](http://Belgard.com/VersatileLandscaping)
FOR OUR PROJECT IDEA BOOK AND MORE

METROPOLITAN

72
Artforms™

NATURAL

74
Ashlar Tandem™

76
Lafitt Tandem™

VERSATILE LANDSCAPING



REVOLUTIONIZE
your PATIO

CUSTOMIZE YOUR SPACE WITH ARTFORMS™

This revolutionary system utilizes a large-format modular panel system to create infinite design possibilities with ease. High-strength concrete is mechanically fastened with stainless steel hardware creating little to no mess or disruption.



*Functionality and aesthetics
in one landscape*

Sleek, modern, and beautiful

SHAPES & SIZES



18 x 36 x 3



6 x 36 x 3

AVAILABLE COLORS



SCANDINA GREY

Please contact your local Belgard representative for accurate samples, availability and pricing.



SEE WHAT'S POSSIBLE AT [Belgard.com/Artforms](https://www.belgard.com/Artforms)
OR CHECK OUT OUR ARTFORMS IDEA BOOK





AMARETTO BLEND

BELLA BLEND

DANVILLE BLEND



SABLE BLEND

SILEX BLEND



FREESTANDING / RETAINING
**MULTI-PIECE
 CHISELED
 VERSATILE**

Installed in HGTV's
 Dream Home 2020!



Belgard.com/HGTVdreamhome

*Ashlar units 1-6 come
 mixed on one pallet.*

UNITS 1, 2 & 3



7 x 13 $\frac{3}{8}$ x 3



7 x 15 $\frac{3}{8}$ x 3



7 x 18 x 3

SOLID UNITS 4, 5 & 6



7 x 13 $\frac{3}{8}$ x 3



7 x 15 $\frac{3}{8}$ x 3




7 x 18 x 3

TANDEM CAP



3 $\frac{1}{4}$ x 24 x 15

COLUMN CAP



24 x 24 x 3 $\frac{1}{4}$

MODULAR BLOCK




7 $\frac{1}{16}$ x 7 $\frac{7}{8}$ x 7 $\frac{7}{8}$
 (Sold separately)

Visit Belgard.com/tandem
 for full product
 information.

8" CONNECTOR



TANDEM COLUMN KIT



(Sold Separately -
 makes 2 columns)

TANDEM MODULAR GRID



(Sold Separately)

Visit Belgard.com/tandem
 for full product
 information. (Clips
 & hardware included)

U START BASE BLOCK*



3 $\frac{1}{2}$ x 18 $\frac{7}{16}$ x 12"
 (Sold Separately)

Recommended for use with all available
 wall block units. Visit Belgard.com for
 full product information.

*Note: U Start Base Block actual
 coverage length is 16 $\frac{1}{16}$







Silex Blend



AMARETTO BLEND



SABLE BLEND



BELLA BLEND



SILEX BLEND



DANVILLE BLEND



FREESTANDING / RETAINING
STACKED STONE
INNOVATIVE
VERSATILE

*Lafitt Tandem Units 1, 2 & 3
come mixed on one pallet.*


UNITS 1, 2 & 3

7 x 13¹³/₁₆ x 2⁵/₈7 x 15¹³/₁₆ x 2⁵/₈7 x 18⁷/₁₆ x 2⁵/₈

TANDEM CAP

3¹/₄ x 24 x 15

COLUMN CAP

24 x 24 x 3¹/₄

MODULAR BLOCK



Visit Belgard.com/tandem
for full product
information.


7¹/₁₆ x 7⁷/₁₆ x 7⁷/₁₆
(Sold separately)

8" CONNECTOR TANDEM COLUMN KIT



(Sold Separately -
makes 2 columns)

TANDEM MODULAR GRID



Visit Belgard.com/tandem
for full product
information.

U START BASE BLOCK*



3¹/₂ x 18⁷/₁₆ x 12"
(Sold Separately)

Recommended for use with all available
wall block units. Visit Belgard.com for
full product information.

*Note: U Start Base Block actual
coverage length is 16¹/₁₆







LEGEND



NATURAL



HERITAGE

FIRE FEATURES



NATURAL

80
Bordeaux™ Series

82
Bristol™ Series

HERITAGE

83
Brighton™ Series

84
Brookshire™ Fire Pit

85
Weston Stone™ Fire Pit



BORDEAUX™

SERIES

Sienna / Midnight

SIENNA
BODY COLOR



BUFF
ACCENT COLOR



SIENNA
BODY COLOR



MIDNIGHT
ACCENT COLOR



PEWTER
BODY COLOR



MIDNIGHT
ACCENT COLOR




NATURAL
POLISHED
GRAND

PLEASE NOTE: All of our fireplaces, brick ovens and fire pits come standard as wood-burning units. However, our fireplaces and fire pits can be retro-fitted for gas burning log sets and burners. Our brick ovens are wood-burning units only. Please contact us for more details at 877-235-4273.

Be sure to check with your local municipality for any codes that may affect your installation. Grill island includes Summerset Grill and Door Set. Grill is available in propane or natural gas. Must be specified when placing order.



LINEAR FIRE TABLE*
6'2"W x 2'11"D x 2'5"H



LINEAR FIREPLACE*
7'4"W x 2'11"D x 4'2"H

*Gas models



GRILL ISLAND
2'6"D x 5'11"W x 3'5"H
(Grill and doors included)



FIREPLACE WOOD BOXES
2'1¼"D x 3'3"W x 3'1"H per box
(Sold as pair)



FIREPLACE
2'7"D x 4'3"W x 7'8"H





GASCONY TAN
BODY COLOR



ASHBURY HAZE
ACCENT COLOR



COTSWOLD MIST
BODY COLOR



BROOKSTONE SLATE
ACCENT COLOR



TUMBLLED
RUSTIC
INVITING



BRISTOL™ SERIES

Gascony Tan / Ashbury Haze



GRILL ISLAND

3'D x 6'4"W x 4'4"H
(Grill and doors included)



FIREPLACE WOOD BOXES

2'4"D x 3'W x 3'3"H per box
(Sold as pair)



FIREPLACE

3'D x 5'W x 9'6"H



HEARTH

2'D x 5'W x 11"H

PLEASE NOTE: All of our fireplaces, brick ovens and fire pits come standard as wood-burning units. However, our fireplaces and fire pits can be retro-fitted for gas burning log sets and burners. Our brick ovens are wood-burning units only. Please contact us for more details at 877-235-4273.

Be sure to check with your local municipality for any codes that may affect your installation. Grill island includes Summerset Grill and Door Set. Grill is available in propane or natural gas. Must be specified when placing order.



BRIGHTON™ SERIES

Gascony Tan / Ashbury Haze

GASCONY TAN
BODY COLOR



ASHBURY HAZE
ACCENT COLOR

COTSWOLD MIST
BODY COLOR



BROOKSTONE SLATE
ACCENT COLOR

H
TUMBLER
RUSTIC
CLASSIC



FIREPLACE

3'4"D x 4'4"W x 8'4"H



FIREPLACE WOOD BOXES

2'4"D x 2'8"W x 2'11"H per box
(Sold as pair)

PLEASE NOTE: All of our fireplaces, brick ovens and fire pits come standard as wood-burning units. However, our fireplaces and fire pits can be retro-fitted for gas burning log sets and burners. Our brick ovens are wood-burning units only. Please contact us for more details at 877-235-4273.

Be sure to check with your local municipality for any codes that may affect your installation.



BELLA BLEND



SABLE BLEND



SILEX BLEND

RUSTIC STONE-TEXTURED VERSATILE


ROUND FIRE PIT:

60 pieces required to complete fire pit
Outside is 50.5" in diameter
Stacks up to 5 rows high

**Ring and grate sold separately.*

BROOKSHIRE™

FIRE PIT KIT



Bella Blend

BLOCK




3 x 13 / 7 x 12

INSERT*



GRATE*



Sold Separately



WESTON STONE™ FIRE PIT KIT

Sable Blend



BELLA BLEND



SABLE BLEND



SILEX BLEND



CLEAN
VERSATILE
TUMBLED

SQUARE FIRE PIT:

Outside measurement is 44"


Stacks up to 4 rows high

**Metal insert and grate sold separately.*

BLOCK

INSERT*

GRATE*



4 x 8 x 12

Sold Separately



LEGEND



METROPOLITAN



NATURAL



HERITAGE



LEGACY

ACCESSORIES



METROPOLITAN

88
Laguna™ Coping

NATURAL

89
Anglia Edger®

90
Landings™ Step

HERITAGE

91
Brookshire™ Curb

LEGACY

92
Country Manor Curb®

93
Marina™ Coping



ALPINE GRAY



STERLING GRAY



MODERN
STYLISH
ACCENT




LAGUNA™

COPING

Alpine Gray

60MM



14³/₁₆ x 23⁵/₈ x 2³/₈



ANGLIA EDGER®



BELLA



BELLA ANTIQUED



SABLE BLEND



SABLE BLEND
ANTIQUED



SILEX BLEND



SILEX BLEND
ANTIQUED



CHISELED
TAPERED
ACCENT

4 - PIECE




8 x 7⁷/₈ x 4¹/₂



8 x 10¹/₂ x 4¹/₂



8 x 15¹/₂ x 4¹/₂



8 x 17⁷/₈ x 4¹/₂



BELLA



CHARCOAL



NATURAL



SABLE BLEND



SILEX BLEND



QUARRIED
GRAND
ORGANIC



LANDINGS™


STEP UNIT

Installed in
HGTV's Dream Home 2020 & 2021!




[Beldgard.com/HGTVdreamhome](http://Belgard.com/HGTVdreamhome)

STEP UNIT



6 x 48 x 18





BROOKSHIRE™

CURB / EDGER

Sable Blend



BELLA BLEND



SABLE BLEND



SILEX BLEND



COBBLED
NATURAL
ACCENT

3 - PIECE



3 3/4 x 7 7/8 x 3 5/8



3 3/4 x 9 7/8 x 3 5/8



3 3/4 x 10 7/8 x 3 5/8
Nails included

Installed in HGTV's Dream Home 2021!



[Beldgard.com/HGTVdreamhome](http://Belgard.com/HGTVdreamhome)



BELLA BLEND



SABLE BLEND



NATURAL
STONE
ACCENT



COUNTRY MANOR CURB®

Bella Blend

CURB



4 x 8 x 12



MARINA™

COPING



AMARETTO BLEND



FLASH BROWN



BELLA BLEND



SABLE BLEND



CHARCOAL



SILEX BLEND


BULLNOSED
DISTINCTIVE
ACCENT

COPING UNIT



5⁵/₁₆ x 11¹³/₁₆ x 2³/₈

COMPLETE PAVER CARE

For over 35 years, installers and homeowners everywhere trust the effectiveness and durability of Techniseal® products to keep their hardscapes as beautiful as they envisioned.

Over 35 million sq. ft. of sealer coverage shipped from 2016 to present – 43 times the size of Madison Square Garden in New York

Over 107 million sq. ft. of sand coverage shipped from 2016 to present – 3 times the size of Central Park in New York

Over 98,000 gallons of cleaners shipped from 2016 to present – the equivalent of 36 minutes of water dropping from Burney Falls in California





INSTALL

SANDS

High-performance jointing materials remain flexible to withstand seasonal weather impact, with lasting durability to prevent weed and insect invasion. Sand is available in a variety of colors to suit your style; contact your local Belgard® Representative for your regional offerings.



CLEAN

CLEANERS



Superior solutions for any cleaning challenge, from light cleaning to deep oil, rust, or grime removal.



PROTECT

SEALERS



Enhance the look of your outdoor space with the perfect finish, while protecting your hardscape from weathering and staining.








PREVENTATIVE MAINTENANCE





Untreated concrete pavers are porous and can absorb stains if not properly maintained. To keep your space looking its best, address surface grime and stubborn spots with Techniseal specialized cleaners to help prevent long-term damage to your pavers. Select a high-quality Techniseal sealer in your preferred finish to enhance your hardscape's overall look and help prevent stains. Whether installing a new hardscape or restoring an existing space, Techniseal offers solutions to maximize the life of concrete pavers.

PAVERS

PALLET INFORMATION / ESTIMATING CHART

 AQUA ROC® I			SQFT/ PALLET	SQFT/ LAYER	LAYER/ PALLET	UNITS/ PALLET	WEIGHT/ PALLET
60MM		4½ x 9 x 3¾	90	11.25	8	320	3000



 DIMENSIONS™			SQFT/ PALLET	SQFT/ LAYER	LAYER/ PALLET	UNITS/ PALLET	WEIGHT/ PALLET
DIMENSIONS 12		6 x 12 x 2¾	-	-	-	40	-
		12 x 12 x 2¾	-	-	-	40	-
		18 x 12 x 2¾	-	-	-	40	-
	TOTAL			120	12	10	120
DIMENSIONS 18		9 x 18 x 2¾	-	-	-	20	-
		18 x 18 x 2¾	-	-	-	10	-
		27 x 18 x 2¾	-	-	-	20	-
	TOTAL			112.5	11.3	10	50


 DUBLIN COBBLE®			SQFT/ PALLET	SQFT/ LAYER	LAYER/ PALLET	UNITS/ PALLET	WEIGHT/ PALLET
3-PIECE MODULAR		5½ x 2½ x 2¾	-	-	-	-	-
		5½ x 5½ x 2¾	-	-	-	-	-
		5½ x 8¾ x 2¾	-	-	-	-	-
	TOTAL			127.93	11.63	11	-




PAVERS


PALLET INFORMATION / ESTIMATING CHART

HOLLAND STONE			SQFT/ PALLET	SQFT/ LAYER	LAYER/ PALLET	UNITS/ PALLET	WEIGHT/ PALLET
60MM		3 ¹⁵ / ₁₆ x 7 ⁷ / ₈ x 2 ³ / ₈	120	20	6 bands	540	3285
80MM SPECIAL ORDER		3 ¹⁵ / ₁₆ x 7 ⁷ / ₈ x 3 ¹ / ₈	97	12	8	-	3188

LONDON COBBLE			SQFT/ PALLET	SQFT/ BAND	BANDS/ PALLET	UNITS/ PALLET	WEIGHT/ PALLET
SQUARE		6 x 6 x 2 ³ / ₈	120	15	8	480	3240
RECTANGLE		6 x 9 x 2 ³ / ₈	112	22.4	5	300	3015














MEGA-ARBEL® PATIO SLAB			SQFT/ PALLET	SQFT/ LAYER	LAYER/ PALLET	UNITS/ PALLET	WEIGHT/ PALLET
60MM		15 ³ / ₈ x 21 x 2 ³ / ₈	104.4	8.69	12	72	2818
80MM	Special Order	15 ³ / ₈ x 21 x 3 ¹ / ₈	77.4	-	9	54	2950

OLD WORLD PAVER®			SQFT/ PALLET	SQFT/ LAYER	LAYER/ PALLET	UNITS/ PALLET	WEIGHT/ PALLET
3-PIECE MODULAR		5 ¹ / ₈ x 7 ³ / ₄ x 3 ¹ / ₈	-	-	-	88	-
		5 ¹ / ₈ x 10 ¹ / ₄ x 3 ¹ / ₈	-	-	-	96	-
		5 ¹ / ₈ x 12 ¹³ / ₁₆ x 3 ¹ / ₈	-	-	-	72	-
TOTAL			90.27	12	8	256	3250

OLD YORK™			SQFT/ PALLET	SQFT/ LAYER	LAYER/ PALLET	UNITS/ PALLET	WEIGHT/ PALLET
4 X 8		3 ¹⁵ / ₁₆ x 7 ⁷ / ₈ x 2 ³ / ₈	120	12	10	540	3250




PAVERS




PALLET INFORMATION / ESTIMATING CHART







 ORIGINS™		SQFT/ PALLET	SQFT/ LAYER	LAYER/ PALLET	UNITS/ PALLET	WEIGHT/ PALLET	
ORIGINS6		3 x 6 x 2 ³ / ₈	-	-	-	160	-
		6 x 6 x 2 ³ / ₈	-	-	-	160	-
		6 x 9 x 2 ³ / ₈	-	-	-	160	-
TOTAL		120	12	10	480	3216	
ORIGINS12		6 x 12 x 2 ³ / ₈	-	-	-	40	-
		12 x 12 x 2 ³ / ₈	-	-	-	40	-
		18 x 12 x 2 ³ / ₈	-	-	-	40	-
TOTAL		120	12	10	120	3260	
ORIGINS18		9 x 18 x 2 ³ / ₈	-	-	-	20	-
		18 x 18 x 2 ³ / ₈	-	-	-	10	-
		27 x 18 x 2 ³ / ₈	-	-	-	20	-
TOTAL		112.5	11.3	10	50	3075	
ACCENT 6 X 9		6 x 9 x 2 ³ / ₈	120	12	10	320	3232
 TURFSTONE™		SQFT/ PALLET	SQFT/ LAYER	LAYER/ PALLET	UNITS/ PALLET	WEIGHT/ PALLET	
80MM		15 ³ / ₄ x 23 ⁵ / ₈ x 3 ¹ / ₈	84	10.5	8	32	1915

PORCELAIN PALLET INFORMATION / ESTIMATING CHART

 ARDESIE			GROSS WEIGHT / BOX	PIECES / BOX	SQ FT / BOX	BOXES / FULL PALLET	SQ FT / PALLET	GROSS WEIGHT / PALLET
24 X 24		23.54 x 23.54 x 3/4	33 kg / 72 lbs	2	7.75	30	232.5	980 kg / 2160 lbs


 NOON			GROSS WEIGHT / BOX	PIECES / BOX	SQ FT / BOX	BOXES / FULL PALLET	SQ FT / PALLET	GROSS WEIGHT / PALLET
8 X 48		7.64 x 47.17 x 3/4	21 kg / 46 lbs	2	5.06	30	151.8	642 kg / 1415 lbs
		11.73 x 47.17 x 3/4	34 kg / 74 lbs	2	7.75	36	279	1208 kg / 2664 lbs


 GLOCAL			GROSS WEIGHT / BOX	PIECES / BOX	SQFT / BOX	BOXES / FULL PALLET	SQFT / PALLET	PALLET GROSS WEIGHT
24 X 24		23.54 x 23.54 x 3/4	33 kg / 72 lbs	2	7.75	30	232.5	980 kg / 2160 lbs
		23.54 x 47.17 x 3/4	34 kg / 74 lbs	1	7.75	35	271.25	1189 kg / 2621 lbs

 QUARZITI 2.0			GROSS WEIGHT / BOX	PIECES / BOX	SQ FT / BOX	BOXES / FULL PALLET	SQ FT / PALLET	GROSS WEIGHT / PALLET
12 X 24		11.73 x 23.54 x 3/4	24.58 kg / 54.19 lbs	3	5.81	40	232.5	998 kg / 2201 lbs
		23.54 x 23.54 x 3/4	33 kg / 72 lbs	2	7.75	30	232.5	980 kg / 2160 lbs
18 X 36		17.64 x 35.35 x 3/4	37 kg / 81.4 lbs	2	8.7	27	234.9	1014 kg / 2235 lbs
		23.54 x 35.35 x 3/4	33 kg / 72 lbs	2	7.75	20	279	708 kg / 1560 lbs
12 X 24		11.73 x 23.54						

MODULAR




PORCELAIN PALLET INFORMATION / ESTIMATING CHART

UNICO			GROSS WEIGHT / BOX	PIECES / BOX	SQ FT / BOX	BOXES / FULL PALLET	SQ FT / PALLET	GROSS WEIGHT / PALLET
UNICO		12.99 x 23.54 x 3/4	24 kg / 52 lbs	3	6.37	40	254.82	943 kg / 2080 lbs

VERONA			GROSS WEIGHT / BOX	PIECES / BOX	SQ FT / BOX	BOXES / FULL PALLET	SQ FT / PALLET	GROSS WEIGHT / PALLET
24 X 24		23.54 x 23.54 x 3/4	33 kg / 72 lbs	2	7.75	30	232.5	980 kg / 2160 lbs








WALLS PALLET INFORMATION / ESTIMATING CHART

ASPEN STONE®			SQFT/ PALLET	SQFT/ LAYER	LAYER/ PALLET	UNITS/ PALLET	WEIGHT/ PALLET
BLOCK		4 x 11 5/8 x 7	38.64	-	6	120	2760

AB® COLLECTION			SQFT/ PALLET	SQFT/ LAYER	LAYER/ PALLET	UNITS/ PALLET	WEIGHT/ PALLET
CLASSIC		8 x 18 x 12	40	8	5	40	3160
AB CORNER		8 x 16 x 8	-	-	2	24	1584
AB CAP		4 x 17 1/2 x 12	-	-	7	56	3136




WALLS




PALLET INFORMATION / ESTIMATING CHART




 BELAIR WALL®		SQFT/ PALLET	SQFT/ LAYER	LAYER/ PALLET	UNITS/ PALLET	WEIGHT/ PALLET	
6" FSW		6 x 8 / 6 x 11	-	-	-	18	-
		6 x 16 / 14 x 11	-	-	-	18	-
TOTAL		18	-	3	36	1580	
6" RETAINING WALL		6 x 8 x 8	-	-	-	30	-
		6 x 16 x 8	-	-	-	15	-
		6 x 16 x 8 w / microjoint	-	-	-	15	-
TOTAL		30	-	3	60	2360	
CORNER		6 x 16 x 8	-	-	2	20	1360
CAP		3 x 7 / 8 x 13½	-	-	8	144	3240
CAP END		3 x 8 x 13½	-	-	2	36	882
WALL END		6 x 8 x 11	-	-	2	42	1550
BELAIR WALL SUMMARY							
 BROOKSHIRE™		SQFT/ PALLET	SQFT/ LAYER	LAYER/ PALLET	UNITS/ PALLET	WEIGHT/ PALLET	
3" WALL		3 x 6 / 4 x 9	-	-	-	-	-
		3 x 12 / 10 x 9	-	-	-	-	-
		3 x 16 / 14 x 9	-	-	-	-	-
TOTAL		35	-	10	-	3180	
6" WALL		6 x 6 / 4 x 9	-	-	-	-	-
		6 x 12 / 10 x 9	-	-	-	-	-
		6 x 16 / 14 x 9	-	-	-	-	-
TOTAL		35	-	5	-	3380	

WALLS

PALLET INFORMATION / ESTIMATING CHART





BROOKSHIRE™ CONT.		SQFT/ PALLET	SQFT/ LAYER	LAYER/ PALLET	UNITS/ PALLET	WEIGHT/ PALLET	
3" CORNER		3 x 15 / 14 x 9	-	-	8	80	2480
6" CORNER		6 x 15 / 14 x 9	-	-	4	40	2360
CAP		3 x 18 / 12 x 13	-	-	6	54	2400



DIAMOND PRO® PS QUARRIED		SQFT/ PALLET	SQFT/ LAYER	LAYER/ PALLET	UNITS/ PALLET	WEIGHT/ PALLET	
BLOCK		8 x 18 x 12	36	-	4	48	2680
CORNER		8 x 17 x 7½	-	-	3	36	3200
4" CAP		4 x 17¼ / 12 x 10¾	-	-	9	72	3180

DIAMOND® 9D		SQFT/ PALLET	SQFT/ LAYER	LAYER/ PALLET	UNITS/ PALLET	WEIGHT/ PALLET	
BLOCK		6 x 17¾ x 9	44.4	-	5	60	3140
6" CORNER		6 x 18 x 8	-	-	4	40	2940
3" CAP		3 x 17¼ / 12 x 10¾	-	-	4	48	2065

WALLS




PALLET INFORMATION / ESTIMATING CHART

 DIAMOND PRO® PS			SQFT/ PALLET	SQFT/ LAYER	LAYER/ PALLET	UNITS/ PALLET	WEIGHT/ PALLET
BLOCK		8 x 18 x 12	48	-	4	48	3695
CORNER		8 x 18 x 9	-	-	3	36	3720
4" CAP		4 x 17¼ / 12 x 10¾	-	-	9	72	3180








 WESTON STONE™			SQFT/ PALLET	SQFT/ LAYER	LAYER/ PALLET	UNITS/ PALLET	WEIGHT/ PALLET
UNIVERSAL		4 x 12 x 8	40	-	4	120	3260





VERSATILE LANDSCAPING

PALLET INFORMATION / ESTIMATING CHART

 ARTFORMS™			SQFT/ PALLET	SQFT/ LAYER	LAYER/ PALLET	UNITS/ PALLET	UNITS/ SQFT	WEIGHT/ UNIT (LB)	WEIGHT/ PALLET (KG)	WEIGHT/ PALLET (LB)
OPEN END		3 x 18 x 36	-	-	-	9	-	151	-	-
CLOSE END		3 x 18 x 36	-	-	-	9	-	151	-	-
TOTAL			81	-	9	18	-	-	1230	2711
OPEN END		3 x 6 x 36	-	-	-	3	-	52	-	-
CLOSE END		3 x 6 x 36	-	-	-	18	-	52	-	-
TOTAL			31.5	-	3	21	-	-	497	1095

VERSATILE LANDSCAPING PALLET INFORMATION / ESTIMATING CHART

ASHLAR TANDEM		SQFT/ PALLET	SQFT/ LAYER	LAYER/ PALLET	UNITS/ PALLET	WEIGHT/ PALLET	
UNITS 1, 2 & 3		7 x 13 ³ / ₁₆ x 2 ⁵ / ₈	-	-	-	30	-
		7 x 15 ¹³ / ₁₆ x 2 ⁵ / ₈	-	-	-	30	-
		7 x 18 ⁷ / ₁₆ x 2 ⁵ / ₈	-	-	-	30	-
TOTAL		70.09 / 35.045 double-sided	-	6	90	2032	
MOD. BLOCK		7 ¹ / ₁₆ x 7 ⁷ / ₈ x 7 ⁷ / ₈	49.2	-	4	128	2688
CAP		15 x 24 x 3 ¹ / ₄	-	-	8	32	3136
CONN.		3 x 12 ⁸ / ₈ x 12	-	-	-	30	-
U START		3 ¹ / ₂ x 18 ¹ / ₂ x 12	-	-	-	56	3052

LAFITT TANDEM™		SQFT/ PALLET	SQFT/ LAYER	LAYER/ PALLET	UNITS/ PALLET	WEIGHT/ PALLET	
UNITS 1, 2 & 3		7 x 13 ³ / ₁₆ x 2 ⁵ / ₈	-	-	-	-	
		7 x 15 ¹³ / ₁₆ x 2 ⁵ / ₈	-	-	-	-	
		7 x 18 ⁷ / ₁₆ x 2 ⁵ / ₈	-	-	-	-	
TOTAL		70	-	6	90	2032	
CAP		15 x 24 x 3 ¹ / ₄	70 / 35 if double-sided	-	8	32	3136

FIRE FEATURES

PALLET INFORMATION / ESTIMATING CHART



BORDEAUX™ SERIES	BODY / ACCENT COLOR	ITEM CODE	UNIT WEIGHT
Fireplace	Sienna / Buff	70300791	4200
Wood Boxes	Sienna / Buff	13140001	3070
Brick Oven	Sienna / Buff	13000012	6215
Grill Island (Summerset)	Sienna / Buff	70583280	3055
Grill Island (LP)	Sienna / Buff	13110010	3055
Fireplace	Sienna / Midnight	13070014	4200
Wood Boxes	Sienna / Midnight	13140020	3070
Brick Oven	Sienna / Midnight	13000014	6215
Grill Island (Summerset)	Sienna / Midnight	13110014	3055
Grill Island (LP)	Sienna / Midnight	13110015	3055




BRIGHTON™ SERIES	BODY / ACCENT COLOR	ITEM CODE	UNIT WEIGHT
Fireplace	Gascony / Ashbury	70580007	5825
Wood Boxes	Gascony / Ashbury	70300046	3200
Fireplace	Cotswold / Brookstone	70580378	5825
Wood Boxes	Cotswold / Brookstone	70580291	3200

FIRE FEATURES

PALLET INFORMATION / ESTIMATING CHART





BRISTOL™ SERIES		BODY / ACCENT COLOR	ITEM CODE	UNIT WEIGHT
Fireplace		Gascony / Ashbury	70580261	7245
Wood Boxes		Gascony / Ashbury	70580334	3950
Hearth		Gascony / Ashbury	70580262	1180
Grill Island (Summerset)		Gascony / Ashbury	13110008	4125
Grill Island (LP)		Gascony / Ashbury	11130250	4125
Fireplace		Cotswold / Brookstone	70580312	7245
Wood Boxes		Cotswold / Brookstone	70580534	3950
Hearth		Cotswold / Brookstone	70580309	1180
Grill Island (Summerset)		Cotswold / Brookstone	13110009	4125
Grill Island (LP)		Cotswold / Brookstone	13110256	4125




BROOKSHIRE™ WALL FIRE PIT		SQFT/ PALLET	SQFT/ LAYER	LAYER/ PALLET	UNITS/ PALLET	WEIGHT/ PALLET
BLOCK	 3 x 13 / 7 x 12	-	-	-	60	2100
INSERT	 Sold Separately	-	-	-	-	-


WESTON STONE™ FIRE PIT		SQFT/ PALLET	SQFT/ LAYER	LAYER/ PALLET	UNITS/ PALLET	WEIGHT/ PALLET
BLOCK	 4 x 8 x 12	-	-	-	-	1416
INSERT	 Sold Separately	-	-	-	-	-
GRATE	 Sold Separately	-	-	-	-	-


ACCESSORIES


PALLET INFORMATION / ESTIMATING CHART

ANGLIA EDGER®		SQFT/ PALLET	SQFT/ LAYER	LAYER/ PALLET	UNITS/ PALLET	WEIGHT/ PALLET
EDGER UNITS		8 x 7 ⁷ / ₈ x 4 ¹ / ₂	-	-	-	-
		8 x 10 ¹ / ₂ x 4 ¹ / ₂	-	-	-	-
		8 x 15 ¹ / ₂ x 4 ¹ / ₂	-	-	-	-
		8 x 17 ⁷ / ₈ x 4 ¹ / ₂	-	-	-	-
TOTAL		-	-	3	-	2678

BROOKSHIRE™ CURB / EDGER		SQFT/ PALLET	SQFT/ LAYER	LAYER/ PALLET	UNITS/ PALLET	WEIGHT/ PALLET
CURB UNITS		3 ³ / ₄ x 7 ⁷ / ₈ x 3 ⁵ / ₈	-	-	-	-
		3 ³ / ₄ x 9 ⁷ / ₈ x 3 ⁵ / ₈	-	-	-	-
		3 ³ / ₄ x 10 ⁷ / ₈ x 3 ⁵ / ₈	-	-	-	-
TOTAL		-	-	3	-	1320

COUNTRY MANOR CURB®		SQFT/ PALLET	SQFT/ LAYER	LAYER/ PALLET	UNITS/ PALLET	WEIGHT/ PALLET
CURB		4 x 8 x 12	-	-	6	120
						3540

LAGUNA™ COPING		SQFT/ PALLET	SQFT/ LAYER	LAYER/ PALLET	UNITS/ PALLET	WEIGHT/ PALLET
60MM		1 ⁴³ / ₁₆ x 23 ⁵ / ₈ x 2 ³ / ₈	-	-	7	28
						1949

LANDINGS™ STEP		SQFT/ PALLET	SQFT/ LAYER	LAYER/ PALLET	UNITS/ PALLET	WEIGHT/ PALLET
STEP UNIT		6 x 48 x 18	-	-	2	860

MARINA™ COPING		SQFT/ PALLET	SQFT/ LAYER	LAYER/ PALLET	UNITS/ PALLET	WEIGHT/ PALLET
60MM		5 ¹⁵ / ₁₆ x 11 ¹³ / ₁₆ x 2 ³ / ₈	-	-	4	168
						2124




HARDSCAPE HEROES

CONGRATULATIONS TO THE 2020 WINNERS!

With the Hardscape Hero program, Belgard Contractors submit their work to compete for the monthly award. One winner is selected each month by a panel of hardscape professionals.

February




TRICOUNTY LANDSCAPE CREATIONS

Curtis Showalter | Morgantown, PA

*Weston Stone™ Wall in Bella Blend, Mega-Arbel™, Brighton™
Fireplace in Gascony Tan / Ashbury Haze*

March




FS LANDSCAPE

Brian Stover | Furlong, PA

Noon Porcelain Paver in Daylight

April




NORTHSTAR LANDSCAPING

Nick Petrizzo | Morganville, NJ

Ashlar Tandem™ in Sable Blend

May



FAIRSCAPES

Kevin Fairweather | Neptune, NJ

June




FS LANDSCAPING CONTRACTORS

Brian Stover | Doylestown, PA

*Mega-Arbel™ in Sable Blend, Bordeaux™ Fireplace in Sienna / Midnight,
Marina™ Coping in Charcoal, Lafitt Tandem™ in Danville Blend*

July



JMA LANDSCAPING

Jim Chicano | West Berlin, NJ

To submit your projects to the Hardscape Hero Program, visit Belgard.com/HardscapeHeroes



BELGARD
PAVES THE WAY

© Copyright 2021 Oldcastle APG, Inc. All Rights Reserved. BEL20-426

BELGARD.COM

PICTURED ON THE COVER:
NOON PORCELAIN PAVER, MEGA-ARBEL®, HOLLAND STONE BORDER, LANDINGS™ STEP UNIT